

## ▶ Tacky mats





## Chapter 8

<b>8.1</b>	<b>Interesting facts about tacky mats</b>	152
<b>8.2</b>	<b>The DASTMAT-system</b>	153
<b>8.3</b>	<b>Permanent adhesive tacky mats</b> DASTMAT-100 and Standard mat	154
<b>8.4</b>	<b>Peel-off foil tacky mats</b> DASTMAT-30 / DASTMAT-40 / DASTMAT-60	155
<b>8.5</b>	<b>Floor plates for tacky foil mats</b>	156
<b>8.6</b>	<b>Overview matrix</b>	157
<b>8.7</b>	<b>Product recommendations</b> referring to cleanroom classes	157





## General information

### Tacky mats

The use of tacky mats prevents large quantities of unwanted particles from being carried into the cleanroom on shoe soles, castors of trolleys and ground conveyors, but also airborne. The combination of a washable permanent adhesive mat and a strongly adhesive peel-off foil tacky mat offers the optimum protection. Due to the "pre-cleaning" effect of the permanent adhesive mat the demand for foil tacky mats is reduced and therefore the current costs are lower.

### **DASTMAT-100 and Standard mat** **Permanently adhesive and washable**

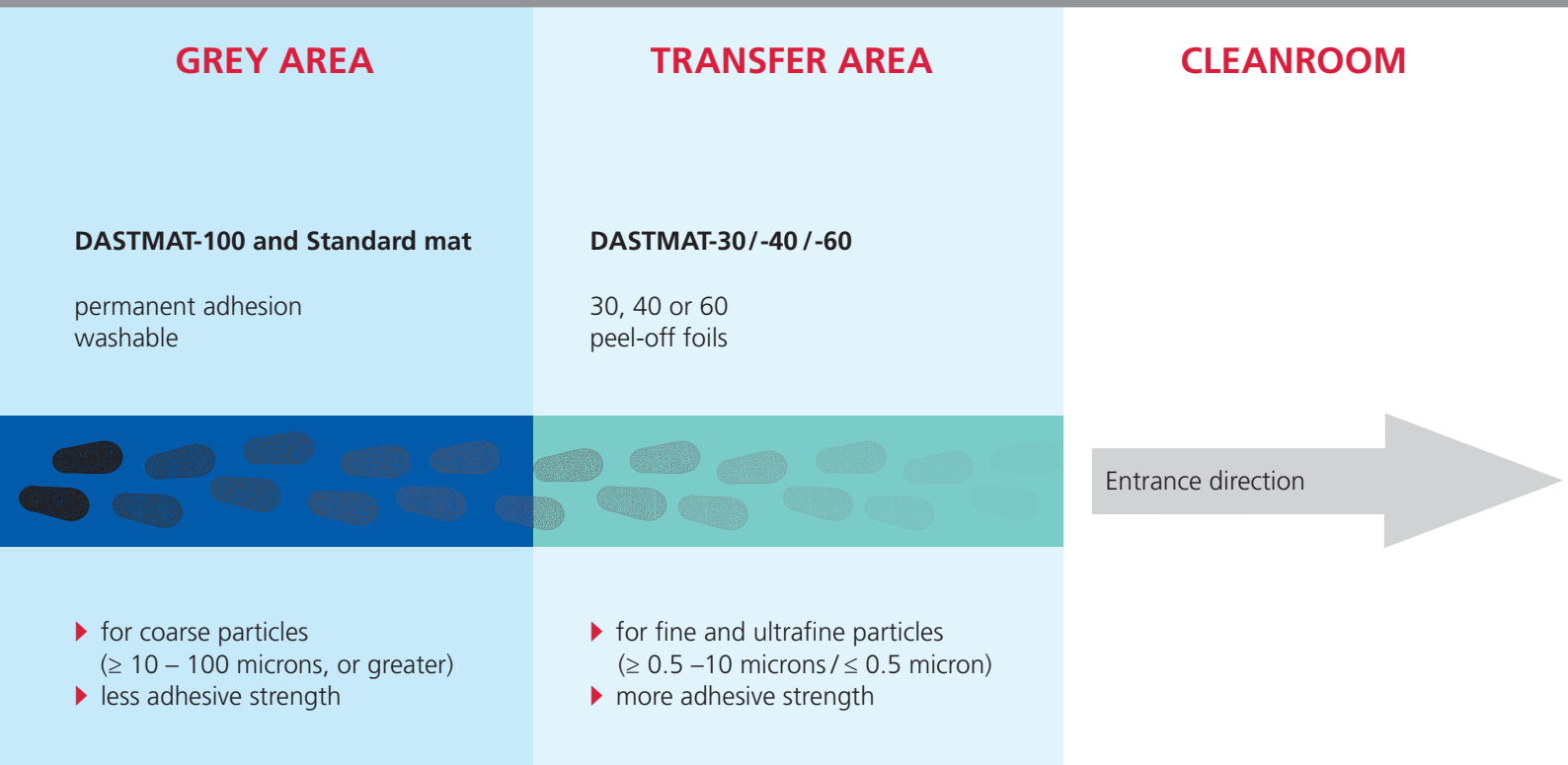
This mat is mainly used for the intensive pre-cleaning of contact surfaces of the shoe soles. Commonly it is used as the initial cleaning step before entering the cleanroom.

### **DASTMAT-30, DASTMAT-40 and DASTMAT-60** **Peel-off foil tacky mats**

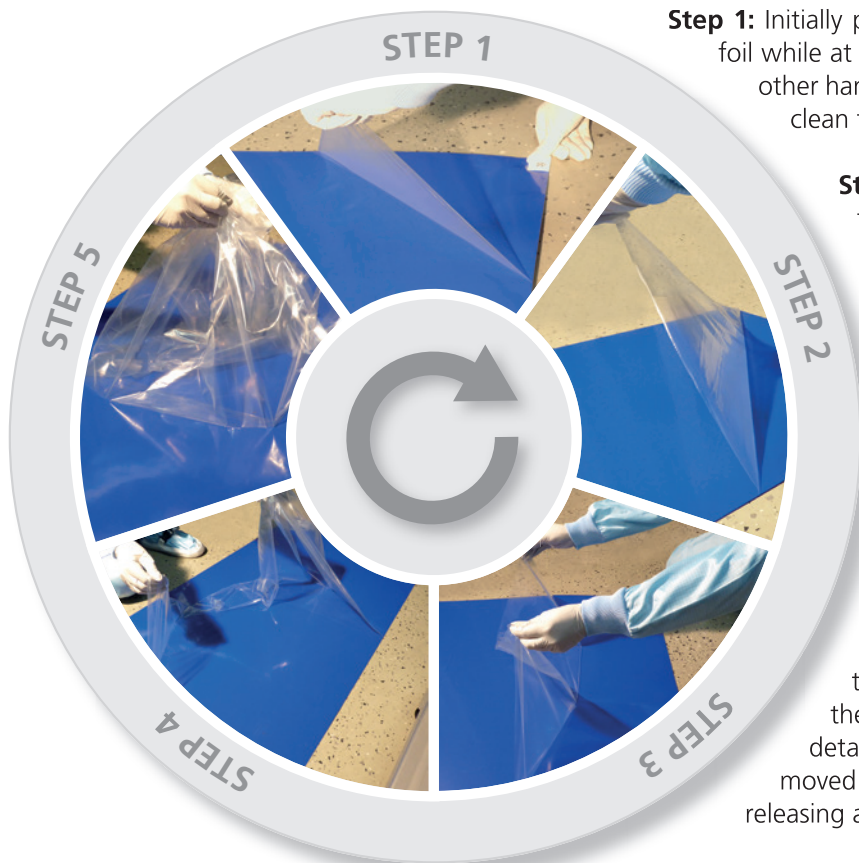
Strong adhesive and robust design make these mats ideal for the cleaning of shoe soles, castors etc. inside the transfer area.

### Application areas

- ▶ before the personnel lock area
- ▶ in the changing room area
- ▶ before and after the sit-over
- ▶ directly before or after the inner airlocks
- ▶ during construction activities



## Peel-off foil tacky mats – removing a foil in 5 steps



**Step 1:** Initially pull on number flap of the contaminated foil while at the same time pressing the thumb of the other hand onto the number flap of the underlying clean foil.

**Step 2:** Now gently pull the contaminated foil to the next corner while continuing to hold the number flap of the clean foil.

**Step 3:** Next, grip the second corner and gently pull the contaminated foil approximately to the middle.

**Step 4:** Now take the third corner, while at the same time keeping hold of the first two corners with the other hand, and pull this one into direction of mat middle as well.

**Step 5:** Lastly the fourth corner of the top foil is now pulled in the direction of the mat middle. Bunch together the mainly detached foil in the middle. It can now be removed carefully without ripping it and without releasing any dust.



We offer you two qualities:

## DASTMAT-100

High-grade mats	Dimensions (L x W x THK)	Colour	Art. No.
Standard	approx. 1,250 x 600 x 2.3 mm	●	50200
Rolled goods <sup>1</sup>	approx. 25 m x 1,250 x 2.3 mm	●	50230
● blue			

### Properties

- ▶ permanently adhesive and washable tacky mat
- ▶ binds coarse particles (≥ 10 microns)

### Laying

- ▶ due to its weight it is possible to lay this mat directly onto an even floor if the floor is pre-cleaned and dry

### Cleaning

- ▶ cleaning is done with warm water
- ▶ for work safety reasons the mat can only be reused in dry condition. If necessary any remaining moisture has to be removed with a squeegee
- ▶ after drying, the mat regains its adhesion force again
- ▶ no solvent based cleaning agents should be used as these will destroy the adhesive properties of the mat

## Standard mat

Basic mats	Dimensions (L x W x THK)	Colour	Art. No.
Standard	approx. 1,200 x 600 x 3 mm	●	50270
Standard <sup>2</sup>	approx. 1,000 x 1,000 x 3 mm	●	50280
● grey-blue			

<sup>1</sup> delivery from 1 m onwards

<sup>2</sup> rolled goods on request



Other special dimensions for special applications available on request!

Description	Dimensions	Quantity	Colour	PU	Art. No.
DASTMAT-30	1,140 x 660 x 1.5* mm	30 layers per mat	<input checked="" type="radio"/> <input type="radio"/>	4 mats / carton	50300-02
DASTMAT-30	1,140 x 460 x 1.5* mm	30 layers per mat	<input type="radio"/>	4 mats / carton	50400-02
DASTMAT-30	910 x 610 x 1.5* mm	30 layers per mat	<input checked="" type="radio"/> <input type="radio"/>	8 mats / carton	50331
DASTMAT-40	1,140 x 660 x 1.9* mm	40 layers per mat	<input type="radio"/>	4 mats / carton	50800-02AM
DASTMAT-60	1,140 x 660 x 2.8* mm	60 layers per mat	<input type="radio"/>	4 mats / carton	50600-02
DASTMAT-60	1,140 x 460 x 2.8* mm	60 layers per mat	<input type="radio"/>	4 mats / carton	50700-02

white    blue   **Additional colours on request!**

\* Total height of mat

## DASTMAT-30, DASTMAT-40 and DASTMAT-60


### Properties

- ▶ 30-, 40- and 60-layered peelable foil tacky mats
- ▶ foil thickness approx. 0.045 mm
- ▶ different adhesive strengths available
- ▶ clearly higher adhesion than DASTMAT-100 and Standard mat
- ▶ self-adhesive underside for solid floor grip
- ▶ simple peeling of used layers
- ▶ reverse numbering shows remaining quantity of foils

### Financial advantages of DASTMAT-60

- ▶ minimising of storage costs
- ▶ reduction of ordering effort
- ▶ reduced labour costs due to double foil quantity





Where dust binding foil mats cannot be glued directly to the floor or cannot be glued due to unevenness of the floor, self-adhesive removable floor plate are used. Their adhesive underside prevents slipping or shifting under normal use (pedestrian traffic, light industrial trucks, cleaning trolleys, mobile pedestals etc.)

**Please ask for our different models!**



## Note for cleaning

If the floor is cleaned daily, the floor plates can be easily removed. After cleaning and drying, the plate with the tacky foil mat can be put back in the desired place.

Chap.	Art. No.	Mat	low acquisition costs	easy installation / laying	reusable	suitable for personnel airlocks	suitable for light trolleys (max. 150 kg)	regular care required
8.3	50200, 50230, 50270, 50280	Permanent adhesive tacky mats	✓	✓	✓	✓	✓	✓
8.4	50300-02, 50400-02, 50331, 50800-2AM, 50600-02, 50700-02	Peel-off foil tacky mats	✓	✓		✓	✓	
8.5	On request	Floor plates for peel-off foil tacky mats	✓	✓	✓	✓	✓	✓

## Product recommendations referring to cleanroom classes

Article	Cleanrooms and associated controlled environments – Part 1 Classification of air cleanliness by particle concentration EN ISO 14644-1							Hygiene zones (microbiological controlled areas) according to GMP					
	3	4	5	6	7	8	9	low dust	A	B	C	D	E
<p>All articles of the product classifications:</p> <ul style="list-style-type: none"> <li>▶ Permanent adhesive tacky mats</li> <li>▶ Peel-off foil tacky mats</li> <li>▶ Floor plates for peel-off foil tacky mats</li> </ul>													

### ▶ EXPLANATION

Cleanroom suitable tacky mats can basically be recommended for all cleanroom classes from ISO 5 to ISO 9 (or low dust rooms). Therefore, we have refrained from listing a corresponding table here – as in the other chapters.

The same applies to hygiene zones A to D, if the items have been sterilised beforehand for A/B-zones accordingly.